



Effects of a general practitioner-led brief narrative exposure intervention on symptoms of post-traumatic stress disorder after intensive care (PICTURE): multicentre, observer blind, randomised controlled trial

Jochen Gensichen,^{1,7} Konrad F R Schmidt,^{2,3} Linda Sanftenberg,¹ Robert P Kosilek,¹ Chris M Friemel,¹ Antina Beutel,^{1,4} Johanna Dohmann,¹ Christoph Heintze,² Hallie C Prescott,^{8,9} Ulf-Dietrich Reips,⁴ Maggie Schauer,⁴ Daniela Lindemann,¹ Christian Brettschneider,⁵ Tobias Dreischulte,¹ Bernhard Zwißler,⁶ Thomas Elbert⁴; On behalf of the PICTURE study group

For numbered affiliations see end of the article

Correspondence to: J Gensichen
jochen.gensichen@med.uni-muenchen.de;
(ORCID 0000-0003-0644-8597)

Additional material is published online only. To view please visit the journal online.

Cite this as: *BMJ* 2025;389:e082092
<http://dx.doi.org/10.1136/bmj-2024-082092>

Accepted: 20 March 2025

ABSTRACT

OBJECTIVE

To determine the effect of a novel brief general practitioner (GP)-led narrative exposure intervention on post-traumatic stress disorder (PTSD) symptoms after intensive care.

DESIGN

Multicentre, observer blind, randomised controlled trial (PICTURE).

SETTING

Primary care in 319 general practices across Germany.

PARTICIPANTS

319 adults (18-85 years) who have survived critical illness with symptoms of PTSD, discharged from intensive care and randomised to receive the intervention (n=160) or improved usual care (n=159) from a general practitioner.

INTERVENTIONS

Intervention group participants had three narrative exposure consultations with a general practitioner and eight scheduled contacts with a nurse. Control group participants received improved treatment as usual based on the German PTSD guideline.

MAIN OUTCOME MEASURES

The primary clinical outcome was self-reported PTSD symptoms using the Post-Traumatic Diagnostic Scale for DSM-5 (PDS-5, range 0-80, higher scores indicating more severe symptoms) at six months. The

minimal clinically important difference was six points. Secondary outcomes included changes in depression, anxiety, patient activation, health related quality of life and disability at six and 12 months.

RESULTS

Between 21 October 2018 and 18 January 2023, 1283 patients discharged from an intensive care unit were screened for PTSD symptoms. 319 study participants were randomly assigned either to the control group (n=159) or the intervention group (n=160). The mean patient age was 57.7 years (standard deviation (SD) 12.7), and 61% of participants were male. The mean baseline PDS-5 score was 30.6 (SD 13.3) in both groups. 271 (85%) study participants completed follow-up assessment after six months and 247 (77%) after 12 months. The intervention effect showed a mean between-group difference in the PDS-5 score of 4.7 points ((95% confidence interval 1.6 to 7.8); $P=0.003$, Cohen's $d=0.37$) at six months and 5.4 points ((1.8 to 9.0); $P=0.003$, Cohen's $d=0.41$) at 12 months. Among secondary outcomes, patients in the intervention group had greater improvements in depression, health related quality of life, and disability.

CONCLUSIONS

In adults with symptoms of PTSD after critical illness, a brief narrative exposure intervention was feasible and showed a reduction of symptoms, which was less than the predefined minimal clinically important difference. The effect was found to be sustained at 12 months' follow-up. These findings support the further evaluation of this intervention in primary care.

TRIAL REGISTRATION

ClinicalTrials.gov, NCT03315390; DRKS-ID DRKS00012589

Introduction

Advances in intensive care medicine have increased the number of patients treated in an intensive care unit (ICU) and their survival rate over the past few decades.^{1 2} Approximately half of patients who have survived critical illness experience new physical, mental, or cognitive impairment, or a combination.³ Within one year following ICU discharge, the prevalence of symptoms of post-traumatic stress disorder (PTSD) is approximately 20%, depending on factors such as psychiatric history or ICU medications.⁴

WHAT IS ALREADY KNOWN ON THIS TOPIC

Approximately one in five patients experience symptoms of post-traumatic stress disorder (PTSD) after discharge from an intensive care unit (ICU)

Most post-ICU follow-up care is provided in general practice; access to mental health services is often limited with long waiting lists

There is limited evidence on narrative exposure interventions for PTSD symptoms delivered in general practice

WHAT THIS STUDY ADDS

A novel brief narrative exposure intervention in general practice reduced PTSD symptoms in 319 patients following ICU treatment, with a result under the predefined minimal clinically important difference

The intervention was feasible to be delivered in small size general practice teams and the effect was maintained at six and 12 months' follow-up

The intervention may bridge long waiting times between ICU discharge and access to mental health services

PTSD symptoms occur due to the generalisation and fusion of traumatic memories. This process results in frequent and inappropriate activation of alarm responses, sometimes triggered by subtle cues.⁵ PTSD symptoms are associated with a life-threatening experience of critical illness in the ICU,⁶ manifesting in somatisation, social withdrawal, or even loss of employment, resulting in a reduced health-related quality of life.^{4 7} Given the prevalence of substantial PTSD symptoms and their detrimental impact on quality of life, experts have called for PTSD symptom screening and treatment after ICU admission.⁸

Psychological interventions can be effective in reducing PTSD symptoms,^{9 10} but there is limited evidence on their delivery within general practice teams, where most post-ICU care is provided.¹¹⁻¹³ A randomised controlled trial done by our study group in German general practices did not improve overall mental health-related quality of life in people who survived sepsis after ICU discharge, possibly due to an unspecific multicomponent intervention.¹⁴ Two randomised controlled trials of nurse-led interventions delivered at ICU departments did not prevent or improve PTSD symptoms, which the authors attributed to the following reasons: the intervention may have been too short; the intervention was offered too early, when patients still had baseline delusional memories or were too fatigued to focus on therapy; ICU nurses were inexperienced in delivering psychological treatment; and establishing an appropriate therapeutic environment at the ICU is difficult.^{15 16}

Given the limited availability of mental health services in many regions,¹⁷ brief interventions for PTSD symptoms are needed in general practice.

Narrative exposure therapy is an evidence-based treatment for traumatic stress disorders that can be delivered also by non-psychotherapists.^{9 18} We designed and conducted a brief primary care version of the narrative exposure therapy for patients with PTSD symptoms after discharge from the ICU.

Methods

Study design and participants

The multicentre, observer blind, randomised controlled trial PICTURE was conducted in the German primary care setting. Patients were recruited between 21 October 2018 and 18 January 2023. The ethics committee of the Medical Faculty of LMU Munich, Germany, approved the study protocol on 20 September 2017 (approval number 17-436).

The trial protocol was published previously (eMethods 1).¹⁹ Adjustments to the eligibility criteria were made due to emerging evidence. After discharge from ICU, patients were screened for eligibility by trained study assistants. Eligibility criteria were: age 18-85 years; any breathing support during the ICU stay; maximal sequential organ failure assessment (SOFA) score of ≥ 3 (adjustment after initial criteria of ≥ 5 , according to Dijkstra-Kersten et al²⁰); life expectancy of at least nine months; no cognitive impairment (six-item screener ≥ 4 points); and mild

to moderate PTSD symptoms using the Primary Care PTSD Screen for DSM-5 (PC-PTSD-5 score of ≥ 2 (adjustment after initial criteria of ≥ 3 , according to van der Meer et al and Sager et al^{21 22}), a screening tool with reasonable performance characteristics for use in general practice.²³ Inclusion criteria for PTSD symptom severity at baseline were PTSD symptoms with a score of 15-70 on the Post-Traumatic Diagnostic Scale for DSM-5 (PDS-5; adjustment after initial criteria of 20-50, according to Röhr et al²⁴).

After patients were screened for eligibility, their general practice was invited to participate in the trial. General practitioners (GPs) had to be qualified by an 80 hour course in standard psychosomatic care, which is a prerequisite for general practice board certification in Germany.²⁵ As GPs were invited secondarily on the basis of their patients, the risk of GP preselection was low. GPs received a financial compensation (€500; £430; \$552) based on time worked, equivalent to the reimbursement they would receive from the health insurance. Patients were invited for an in-person baseline assessment of their PTSD symptoms based on the PDS-5. Patients were included by the GP if their PDS-5 score was between 15 and 70. Eligible patients who scored more than 70 were not enrolled and referred directly to psychiatric care. Exclusion criteria were inability to consent; insufficient understanding of the German language; severe physical or mental illness incompatible with regular study participation; life expectancy of less than nine months; ongoing addiction disorders; severe depressive symptoms (Patient Health Questionnaire-9; PHQ-9 score of ≥ 23); acute suicide risk; concomitant trauma-based psychotherapy for PTSD; or high-dose antipsychotic, anticholinergic, or anticonvulsive medication for psychiatric indications. Consenting patients were randomly assigned in a 1:1 ratio to the intervention or to the improved usual care group using a web-based randomisation software,²⁶ which generated randomly permuted sequences to minimise imbalances. Each GP had only one enrolled patient. Due to the nature of the trial design, randomisation status was disclosed to GP teams and patients without masking. Assessors of the outcomes were masked.

Intervention

Narrative exposure therapy, adapted for general practice, is a trauma-focused intervention that uses storytelling to reconsolidate the autobiographical memory,^{10 27} which has shown clinical effectiveness in multiple settings.²⁸ Constructing an illness narrative for patients who have been in an ICU helps to integrate fragmentary memories in their own life history and to realise what really happened during their ICU stay.^{29 30} These mechanisms are known to reduce PTSD symptoms.³¹⁻³³ GPs and practice nurses of patients randomly assigned to the intervention group received a treatment folder, GP manual, nurse manual (30-45 minutes for home study time each;). Patients in the intervention group received a patient manual from their caring GPs. GPs and practice nurses were trained

individually by a psychologist from the research team. One-on-one training for GPs (60-90 minutes, either face-to-face or virtual, including practical exercises) focused on diagnosing PTSD and delivering narrative exposure therapy. This training did not include individualised advice for the specific patient being treated. Nurses received group training focused on monitoring patients' PTSD-related symptoms (60 minutes, either face-to-face or virtual). Patients in the intervention group had three personal consultations with their GPs in their practice with a planned duration of 45 minutes each. The first consultation addressed psychoeducation on PTSD; GPs and patients also collaboratively developed a chronological narrative of the patient's major life experiences. In the second consultation, the patient re-experienced the traumatic experience in the ICU through imaginary exposure based on their narration. Arousing emotions, physiological responses, and cognitive patterns were contextualised to the safe presence. After the second consultation, the study psychologist met with the GP for a virtual follow-up call of 20 minutes to check the feasibility of the intervention and to reinforce the initial training.

In the third consultation, GPs and patients either repeated the exposure to the ICU experience or focused on another previous traumatic experience. The primary care nurses completed a PTSD monitoring checklist by performing two phone calls (15 minutes) with the patient between the second and third consultations, as well as five weekly phone calls after the third consultation. In the event of symptom worsening recorded by the nurses, the GP was immediately informed and an additional consultation was scheduled.

Control

Usual care of post-traumatic symptoms in Germany is focused on early recognition, stabilisation, and psychoeducational support. In the case of severe symptoms, referral to psychiatric service is recommended.³⁴ All GPs and involved practice nurses of both groups received a general manual, including basic information about diagnosis and treatment of PTSD based on the German treatment guideline for PTSD.³⁴ As in the intervention group, GPs randomly assigned to the control group were instructed to provide three consultations focused on PTSD symptoms with a duration of 45 minutes each. Thus, patients randomly assigned to the control group received improved treatment as usual.

Data collection and outcome measures

Trained study staff used the PC-PTSD-5 to screen patients up to 24 months after ICU discharge to identify eligible patients.³⁵ At enrolment and at six and 12 months after randomisation, study staff masked to allocation assessed patient-reported symptoms during a telephone interview.

The primary outcome was the absolute change in PTSD symptom severity from baseline to six months,

using the total score of the PDS-5, which has 20 items with a five-point Likert scale and a score range of 0-80 points, with higher scores indicating more severe symptoms. The minimal clinically important difference was defined as six points.

Secondary outcomes included changes at six and 12 months in depression, anxiety, patient activation, health-related quality of life and disability, as well as the absolute change in PTSD symptoms from baseline to 12 months. PTSD symptoms were assessed by the PDS-5;³⁶ depressive symptoms by the PHQ-9, which has nine items, score range 0-27;³⁷ anxiety by the Overall Anxiety Severity and Impairment Scale (OASIS), which has five items, score range 0-20³⁸; self-efficacy by the Patient Activation Measure (PAM), which has 13 items, score range 13-52³⁹; and quality of life by EQ-5D-5L index score (EQ-5D-5L), score range 0-1, and the single-item EQ-5D-5L Visual Analog Scale (EQ-VAS), score range 0-100⁴⁰; disability by the World Health Organization Disability Assessment Schedule 2.0 (WHODAS 2.0), score range 0-100.⁴¹ For all instruments, higher scores reflect greater or worse symptom burden, except for the EQ-5D-5L and EQ-VAS, where higher scores reflect better quality of life.

The numbers and dates of consultations were captured in the final visit form. Sufficient treatment adherence was defined as provision of three consultations of at least 45 minutes. To assess the feasibility (barriers and facilitators) of the intervention from the perspective of the general practice team, GPs in the intervention group participated in semi-structured follow-up interviews of approximately 20 minutes with the study psychologist. Interview protocols were analysed using dimensions of the Capability, Opportunity, and Motivation-Behaviour (COM-B) model.⁴²

Missing data

Questionnaires with less than a third of missing items were completed by imputation using chained equations with age, gender, education, and main International Classification of Diseases, 10th Revision (ICD-10) diagnosis included as covariates in the imputation model. This applied to fewer than 5% of observations for all outcomes, except for PDS-5 at six (10.7%) and 12 months (11.7%). Questionnaires with more than a third of missing items were considered as missing. To account for potentially informative missingness resulting from study dropout, we used a logistic model for study completion. We adjusted this model for treatment randomisation, age, gender, education, and main ICD-10 diagnosis at ICU, to derive stabilised inverse probability weights for adjustment of multivariable regression models.

Statistical analysis

The statistical analysis plan for this trial was previously published (ClinicalTrials.gov, NCT03315390; eMethods 2). The primary efficacy endpoint was the between-group difference in mean change in PDS-5 from baseline to six months. This was calculated as

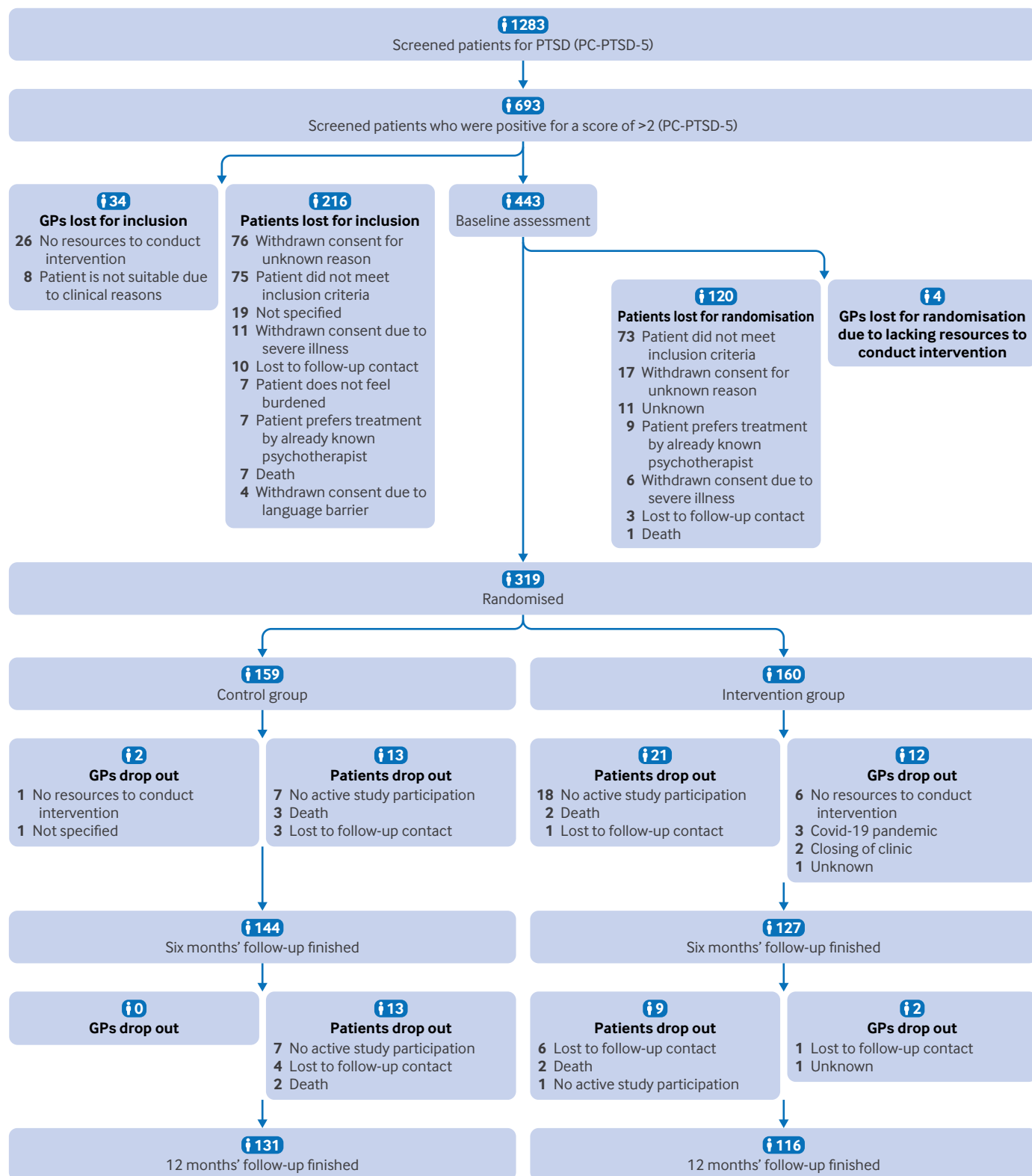


Fig 1 | CONSORT flow chart

the difference between the PDS-5 scores six months after randomisation and at baseline using a two sample t-test and Cohen's d under the intention-to-treat principle. We additionally assessed response (>50% improvement in the PDS-5 score⁴³ and

remission from probable PTSD (symptom reduction in patients with PDS-5 ≥ 36 points at baseline).⁴⁴ For sensitivity analysis, we fit a series of generalised linear regression models for each outcome with Gaussian family and identity link functions and robust standard

errors. Models were adjusted for baseline symptom score, sociodemographic factors (ie, age, gender, education), worst SOFA score in ICU, with applied stabilised inverse probability weights to account for study dropout. To elucidate the treatment mechanism, subscales of the PDS-5 score (intrusion, avoidance, mood and cognition, arousal, and distress) were transformed to z-scores and standardised to baseline mean to compare effect sizes across the subscales, and

then also analysed using generalised linear regression models. Statistical analyses were performed using Stata 15.1 (Stata Corp, College Station, TX, USA).

Patient and public involvement

The study design took into account the needs of different stakeholders, based on evidence from a primary care management intervention on mental health-related quality of life in people who had

Table 1 | Baseline characteristics of the study population

Sample characteristics	Control group (n=159)*	Treatment group (n=160)*
Sociodemographic data		
Male gender, no. (%)	102 (64.2)	92 (57.5)
Age (years) at baseline, mean (SD)	57.6 (13.2)	57.8 (12.2)
Age group in years, no. (%)		
18-29	4 (2.5)	4 (2.5)
30-39	12 (7.5)	10 (6.2)
40-49	20 (12.6)	20 (12.5)
50-59	52 (32.7)	53 (33.1)
60-69	40 (25.2)	47 (29.4)
≥70	31 (19.5)	26 (16.2)
Education (CASMIN levelst), no. (%)		
Low 1a-1c	43 (27.0)	41 (25.6)
Intermediate 2a-2c	56 (35.2)	79 (49.4)
High 3a-3b	51 (32.1)	34 (21.2)
N/A	9 (5.7)	6 (3.8)
Currently working	73 (45.9)	77 (48.1)
Medical data		
Principal ICD-10 diagnosis of ICU admission, no. (%)		
I (Cardiovascular disease)	68 (42.8)	61 (38.1)
J (Respiratory disease)	19 (11.9)	25 (15.6)
U (Other: Covid-19)	12 (7.5)	11 (6.9)
C (Neoplasms)	9 (5.7)	13 (8.1)
K (Gastrointestinal disease)	4 (2.5)	15 (9.4)
Other	47 (29.6)	35 (21.9)
Type of ICU admission, no. (%)		
Emergency	51 (32.1)	45 (28.1)
Postoperative care	86 (54.1)	93 (58.1)
Transfer	19 (11.9)	18 (11.2)
N/A	3 (1.9)	4 (2.5)
SOFA score, median (IQR)	9 (7.0-12.0)	9 (7.0-12.0)
ICU treatment duration (days), median (IQR)	7 (4-19)	8 (4-18)
Mechanical ventilation duration (days), median (IQR)	4 (2-12)	5 (2-13)
Polypharmacy (≥5 medications), no. (%)	98 (61.6)	90 (56.2)
Concomitant antidepressant therapy, no. (%)	23 (14.5)	15 (9.4)
Concomitant psychotherapy therapy, no. (%)	29 (18.2)	28 (17.5)
Outcomes at baseline		
PDS-5 score (total), mean (SD)	30.7 (13.2)	30.4 (13.4)
Probable PTSD (PDS-5 score ≥36)	54 (34.0)	52 (32.5)
Previous traumatisation†	11 (6.9)	12 (7.5)
PHQ-9 score, mean (SD)	9.5 (4.8)	9.6 (4.8)
Depression (PHQ-9 ≥10)	82 (51.6)	76 (47.5)
OASIS score, mean (SD)	6.6 (4.6)	6.2 (4.5)
Anxiety (OASIS ≥8), no. (%)	67 (42.1)	61 (38.1)
PAM score, mean (SD)	41.8 (6.2)	41.7 (5.7)
EQ-5D-5L VAS, mean (SD)	60.5 (18.9)	61.0 (19.9)
EQ-5D-5L Index value, median (IQR)	0.8 (0.6-0.9)	0.8 (0.5-0.9)
WHODAS 2.0 score, median (IQR)	9.2 (5.4-15.2)	9.8 (4.3-16.3)

*Missing data unless specified as not available: SOFA score (15%), ICU treatment duration (2%), breathing support duration (12%), EQ-5D-5L VAS (<1%), WHODAS 2.0 score (<1%).

†CASMIN levels according to Brauns et al.⁴⁹

‡Assessed by PDS-5, reported (classes of) lifetime trauma

CI=confidence interval; EQ5D (VAS)=EuroQoL (visual analogue scale) for health-related quality of life, score 0-100; EQ-5D-5L Index value for health-related quality of life, score 0-1; ICD=International Classification of Diseases; ICU=intensive care unit; IQR=interquartile range; N/A=not available; OASIS=Overall Anxiety Severity And Impairment Scale for anxiety, score 0-20; PAM=Patient Activation Measure for patient involvement, score 13-52; PDS-5=Post-Traumatic Diagnostic Scale 5 for PTSD, score 0-80; PHQ-9=Patient Health Questionnaire-9 for depression, score 0-27; PTSD=post-traumatic stress disorder; SD=standard deviation; SOFA=Sequential Organ Failure Assessment; WHODAS 2.0=World Health Organization Disability Assessment Schedule, for disability, score 0-100.

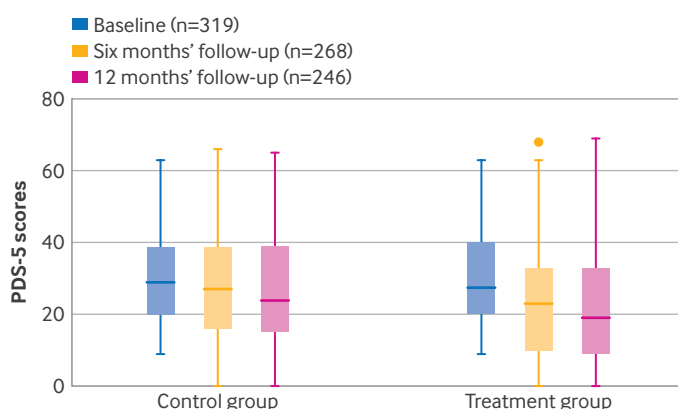


Fig 2 | Boxplots for the main outcome of change in PDS-5 by treatment group at baseline, six, and 12 months' follow-up. Boxes indicate median and interquartile range, whiskers indicate range, y axis shows PDS-5 sum scores. PDS-5=Post-Traumatic Diagnostic Scale 5 for post-traumatic stress disorder, score 0-80

sepsis, and feedback from patient representatives of the German Sepsis Aid patient organisation.¹⁴ The experiences of participating patients and healthcare teams were assessed using semi-structured interviews on facilitators and barriers.^{45 46} The overall outcome of this pre-intervention patient and public involvement was the need for more intervention intensity and specificity.

Subsamples of patients and GPs were interviewed using semi-structured questionnaires during and after this intervention. High acceptance by both GPs and patients was shown, with feedback on the challenges of integration into daily GP practice.^{47 48} The longitudinal and structured patient and public involvement allowed for a complex study in the highly fragmented setting of German general practice. However, it would have been beneficial to evaluate the perspectives of eligible patients and GP teams who chose not to participate.

Results

Among 1283 patients discharged from a study ICU and screened for PTSD symptoms, 693 (54%) were eligible. Of these, 443 (64%) patients were assessed

at baseline, of which 120 (28%) patients had to be excluded (fig 1). 319 (72%) patients were randomly assigned to intervention versus control, at a median of seven months (212 days; interquartile range (IQR) 135-376) from ICU discharge.

Twenty six GPs declined to participate before baseline assessment due to lack of resources, eight GPs assessed their patient as not suitable due to clinical reasons, and four GPs withdrew their willingness to participate after baseline assessment.

Baseline characteristics

The mean patient age was 57.7 years (SD 12.7) and 60.8% were male. Most patients (56%) were admitted to the ICU for postoperative care. The median length of ICU stay was seven days (IQR 4-19) and the median SOFA score was nine (IQR 7-12). The mean baseline PDS-5 score was 30.6 (SD 13.3) and 106 (33.2%) patients had a score of at least 36, consistent with a probable diagnosis of PTSD. Nearly half (49.5%) had comorbid depression, and about 40% suffered from comorbid anxiety, based on established cut-off values (PHQ-9 ≥ 10 and OASIS ≥ 8). The median EQ-VAS was 60 (IQR 50-75). Patients had moderate disability, with a median WHODAS 2.0 score of 9.8 (IQR 4.3-16.3). Measured characteristics between the intervention and control groups were balanced at baseline (table 1).

Baseline characteristics of GPs in both groups were similar (supplementary table S1).

At six months, 271 (85%) patients completed follow-up assessment, 48 (15%) patients and 14 (4.4%) GPs dropped out before the six months follow-up. Of these, more participants were in the intervention group (33 (68.8%) patients; 12 (3.8%) GPs) than in the control group (15 (31.2%) patients; P=0.005; two (0.6%) GPs).

Intervention delivery

Most patients received three therapeutic consultations with their GPs as intended (90.6% of all patients in the intervention group, compared with 81.2% in the control group). The median of consultation times was 55 minutes (IQR 45-60), (supplementary table S2). Nearly all GPs (94.5%) addressed the patient's

Table 2 | Mean differences (standard deviation) (95% confidence interval), unless otherwise specified, at six months' follow-up

Outcome and measurement	Control group (n=144)		Intervention group (n=127)		Difference	P value
	Outcome	No. of participants	Outcome	No. of participants		
PTSD; PDS-5	-1.5 (12.9) (-3.6 to 0.6)	143	-6.2 (12.8) (-8.5 to -4.0)	125	4.7 (1.6 to 7.8)	0.003
Response ($\geq 50\%$ improvement)	18 (12.5%)	—	35 (28.0%)	—	—	0.002
Remission from probable PTSD	—	17/44 (39%)	—	18/40 (45%)	—	0.66
Depression; PHQ-9	-0.2 (4.8) (-1.0 to 0.6)	136	-1.9 (4.4) (-2.7 to -1.2)	126	1.7 (0.6 to 2.8)	0.003
Anxiety; OASIS	-0.5 (4.4) (-1.3 to 0.2)	137	-1.0 (4.9) (-1.9 to -0.2)	125	0.5 (-0.6 to 1.6)	0.40
Patient activation; PAM	0.9 (6.5) (-0.2 to 2.0)	137	1.2 (6.0) (0.1 to 2.3)	126	-0.3 (-1.8 to 1.2)	0.70
Health-related quality-of-life; EQ5D index	0.03 (0.24) (-0.02 to 0.07)	137	0.06 (0.26) (0.02 to 0.11)	126	-0.04 (-0.1 to 0.02)	0.22
Health-related quality-of-life; EQ5D VAS	-0.3 (19.5) (-3.6 to 3.0)	137	4.7 (21.9) (0.8 to 8.6)	126	-5.0 (-10.0 to 0.0)	0.051
Disability; WHODAS 2.0	-0.5 (5.9) (-1.5 to 0.5)	137	-1.5 (6.7) (-2.6 to -0.3)	126	1.0 (-0.5 to 2.5)	0.20

Student's t-test for continuous variables. Fisher's exact test for categorical variables. 95% confidence intervals in brackets.

EQ5D (VAS)=EuroQoL (visual analogue scale) for health-related quality of life, score 0-100; EQ-5D-5L Index value for health-related quality of life, score 0-1; OASIS=Overall Anxiety Severity And Impairment Scale for anxiety, score 0-20; PAM=Patient Activation Measure for patient involvement, score 13-52; PDS-5=Post-Traumatic Diagnostic Scale 5 for PTSD, score 0-80; PHQ-9=Patient Health Questionnaire-9 for depression, score 0-27; PTSD=post-traumatic stress disorder; SD=standard deviation; WHODAS 2.0=World Health Organization Disability Assessment Schedule, for disability, score 0-100

Table 3 | Mean differences (standard deviation) (95% confidence interval), unless otherwise specified, at 12 months' follow-up

Outcome; measurement	Control group (n=131)		Intervention group (n=116)		Difference	P value
	Change in outcome	No. of participants	Change in outcome	No. of participants		
PTSD; PDS-5, mean (SD)	-2.5 (15.0) (-5.1 to 0.1)	130	-7.9 (13.4) (-10.3 to -5.4)	116	5.4 (1.8 to 9.0)	0.003
Response (>50% improvement)	30 (23.1%)	—	39 (33.6%)	—	—	0.088
Remission from probable PTSD	—	17/39 (44%)	—	18/36 (50%)	—	0.65
Depression; PHQ-9, mean (SD)	-0.2 (5.1) (-1.1 to 0.7)	128	-2.1 (4.6) (-2.9 to -1.2)	115	1.8 (0.6 to 3.1)	0.003
Anxiety; OASIS, mean (SD)	-1.4 (5.1) (-2.2 to -0.5)	128	-1.5 (5.1) (-2.5 to -0.6)	115	0.2 (-1.1 to 1.5)	0.81
Patient activation; PAM, mean (SD)	0.9 (6.6) (-0.3 to 2.0)	129	1.6 (6.4) (0.5 to 2.8)	115	-0.8 (-2.4 to 0.9)	0.35
Health related quality of life; EQ5D index, mean (SD)	0.02 (0.27) (-0.03 to 0.07)	129	0.11 (0.23) (0.07 to 0.15)	116	-0.09 (-0.16 to -0.03)	0.004
Health related quality of life; EQ5D VAS, mean (SD)	0.7 (21.3) (-3.0 to 4.4)	129	3.1 (22.0) (-1.0 to 7.1)	116	-2.4 (-7.8 to 3.1)	0.39
Disability; WHODAS 2.0, mean (SD)	-0.3 (6.5) (-1.4 to 0.8)	129	-2.2 (6.3) (-3.4 to 1.1)	116	1.9 (0.3 to 3.5)	0.019

Student's t-test for continuous variables, Fisher's exact test for categorical variables. 95% confidence intervals in brackets.

EQ5D (VAS)=EuroQoL (visual analogue scale) for health-related quality of life, score 0-100; EQ-5D-5L Index value for health-related quality of life, score 0-1; OASIS=Overall Anxiety Severity And Impairment Scale for anxiety, score 0-20; PAM=Patient Activation Measure for patient involvement, score 13-52; PDS-5=post-Traumatic Diagnostic Scale 5 for PTSD, score 0-80; PHQ-9=Patient Health Questionnaire-9 for depression, score 0-27; PTSD=post-traumatic stress disorder; SD=standard deviation; WHODAS 2.0=World Health Organization Disability Assessment Schedule, for disability, score 0-100.

biography and the traumatic ICU experience during the first two consultations. In the third consultation, 66.4% of the GPs and their patients focused on ICU or disease related burdening experiences.

Serious adverse events

In total, 34 serious adverse events were noted: 20 in the control group and 14 in the intervention group. An exacerbation of depressive symptoms following the second intervention session was possibly related to the intervention⁵⁰; the intervention was stopped, the patient was referred to psychiatric care.

Effects on outcome measures

At six months, the mean PDS-5 score (the primary outcome) declined by 6.2 points (95% confidence interval (CI) -8.5 to -4.0) in the intervention group versus 1.5 points (-3.6 to 0.6) in the control group. The between-group difference was 4.7 points ((95% CI 1.6 to 7.8); $P=0.003$, Cohen's $d=0.37$), below the minimal clinically important difference of six points. Thirty five (28.0%) patients in the intervention group had a response in PTSD symptoms, meaning a reduction of >50% of PTSD symptoms versus 18 (12.5%) patients in the control group, $P=0.002$ (fig 2). Eighteen patients (45%) of 40 showed a remission from probable PTSD in the intervention group and seventeen patients (39%) of 44 in the control group, $P=0.66$ (table 2).

At 12 months follow-up, 247 (77%) patients completed the assessment. The between-group difference in the PDS-5 score showed a sustained treatment effect of 5.4 points ((95% CI 1.8 to 9.0); $P=0.003$, Cohen's $d=0.41$). Among secondary outcomes, patients in the intervention group had greater improvements in depression (PHQ-9), disability (WHODAS-2.0), and quality of life (EQ-5D-5L) (table 3).

The sensitivity analysis shows multivariable regression models of the primary and secondary outcome scores at six months (table 4). The intervention effects were deemed to be robust to adjustment for potential confounders (baseline severity, gender, age,

education, and SOFA score), thus verifying the effect sizes (supplementary table S3). When using raw scores without imputation, no meaningful differences were noted for the primary outcome (PDS-5 score -1.8 v -6.3 at six months, $P=0.006$; -2.8 v -7.8 at 12 months, $P=0.006$). Regression models of the PDS-5 subscales showed a significant improvement in the subscales of intrusion, mood and cognition, and distress (fig 3).

Concomitant use of antidepressants (12% at baseline) slightly decreased in the intervention group at six months and increased in the control group (7.9% v 17.4%, $P=0.028$). Concomitant psychotherapy (18% at baseline) did not differ between groups at baseline and at both six and 12 months follow-up (supplementary table S4).

Barriers and facilitators

Ninety three (58%) GPs in the intervention group participated in follow-up interviews. Forty eight (52%) of the GPs surveyed reported time constraints and lack of resources as implementation barriers.⁵¹ Nevertheless, nearly half (47%) considered the intervention to be feasible in routine care.⁵² GPs recognised that an initial investment of time for training may save time in the longer term, as patients with PTSD symptoms often present to primary care providers for somatisation disorders.⁵³

Discussion

Principal findings

In this multicentre trial, 319 people who survived critical illness with mild to moderate PTSD symptoms were treated in general practice. Results showed that a brief GP-led narrative exposure intervention was feasible and reduced PTSD symptoms compared with improved usual care. The effect was found to be sustained at six and 12 months follow-up. No relevant incidence of adverse events was reported from the intervention.⁵⁴

Despite relevant response rates, the observed between-group difference in PDS-5 scores (4.7 points)

Table 4 | PDS-5 subscales: regression models at six months' follow-up

Change in PDS-5	Total	Intrusion	Avoidance	Mood and cognition	Arousal	Distress*
Simple model						
Intervention	-0.35*** (-0.57 to -0.12)	-0.36*** (-0.59 to -0.13)	-0.12 (-0.34 to 0.11)	-0.32*** (-0.52 to -0.12)	-0.18 (-0.41 to 0.06)	-0.26** (-0.48 to -0.04)
Baseline score	0.73*** (0.62 to 0.84)	0.58*** (0.46 to 0.69)	0.45*** (0.34 to 0.56)	0.57*** (0.48 to 0.66)	0.69*** (0.58 to 0.81)	0.56*** (0.46 to 0.67)
Full model						
Intervention	-0.34*** (-0.56 to -0.11)	-0.34*** (-0.56 to -0.11)	-0.10 (-0.33 to 0.12)	-0.33*** (-0.53 to -0.13)	-0.16 (-0.40 to 0.07)	-0.26** (-0.47 to -0.05)
Gender (male)	0.02 (-0.21 to 0.26)	0.12 (-0.12 to 0.36)	0.03 (-0.21 to 0.26)	-0.11 (-0.32 to 0.11)	0.05 (-0.19 to 0.29)	0.10 (-0.13 to 0.32)
Age (years)	-0.01* (-0.02 to 0.00)	-0.01* (-0.02 to 0.00)	-0.01 (-0.01 to 0.00)	-0.00 (-0.01 to 0.00)	-0.01* (-0.02 to 0.00)	-0.01 (-0.01 to 0.00)
Education	-0.12 (-0.28 to 0.03)	-0.13 (-0.29 to 0.03)	-0.16** (-0.31 to -0.01)	-0.08 (-0.22 to 0.07)	-0.16* (-0.33 to 0.00)	-0.28*** (-0.42 to -0.13)
SOFA score	0.04** (0.01 to 0.07)	0.04** (0.01 to 0.07)	0.01 (-0.02 to 0.04)	0.01 (-0.01 to 0.04)	0.04*** (0.01 to 0.07)	0.03* (-0.00 to 0.06)
Baseline score	0.73*** (0.62 to 0.84)	0.57*** (0.45 to 0.68)	0.44*** (0.33 to 0.55)	0.57*** (0.48 to 0.66)	0.71*** (0.59 to 0.83)	0.55*** (0.44 to 0.66)

*P<0.1, **P<0.05, ***P<0.01.

N=268. Subscales standardised to z scores. General linear model with 95% confidence intervals in parentheses. PDS-5=Post-Traumatic Diagnostic Scale 5 for post-traumatic stress disorder, score 0-80; SOFA=sequential organ failure assessment

was below the minimal clinically important difference of six points defined in the protocol. This finding may be related to the low intensity of our intervention with only three sessions, which limits a substantial symptom reduction.

The intervention showed a positive effect on health-related quality of life and disability, even after 12 months, highlighting the broader impact of PTSD symptom reduction on patient wellbeing.⁵⁵

Treatment adherence and feasibility

The intervention was delivered according to the protocol in the vast majority of cases (eg, 90.6% GPs within the intervention group have completed three requested consultations). In addition, a large number of GPs was enrolled with low dropout rates (after six months, 14 (4.3%) GPs dropped out), even though more than half of the GPs worked in underserved, non-urban areas with high workloads. The enrolment procedure (first the patient, then their GP) reduced the likelihood of selection bias towards pro-active and highly motivated GPs.

Patients after critical illness face many burdens, resulting in high dropout rates in clinical trials. The overall dropout rate in our cohort was lower than in

other post-ICU trials,⁵⁶ also lower than that reported in meta-analyses of 85 (20.9%), respectively 115 randomised controlled trials (16%) of psychological interventions for PTSD^{57,58} and similar to other primary care mental health trials.⁵⁹ This may be related to the short and simple design of the intervention.

Comparison with other studies

The effect size (0.37) was smaller than that found in a meta-analysis of seven narrative exposure therapy interventions on refugees (0.53).⁶⁰ However, these interventions targeted patients diagnosed with clinical manifest PTSD (eg, according to DSM-IV/V, ICD-10) at baseline and used a higher number of consultations (4-16 trauma-focused individual sessions). In addition, meta-analyses of PTSD interventions found reduced effect sizes for studies with active control groups and an effect size similar to our study (Hedges' $g=0.42$) for 10 PTSD interventions with at least 12 months' follow-up.⁶¹ Our response rate was similar to other psychological interventions in general practice.⁶²

PTSD symptoms were still improved at the 12 months' follow-up, six months after intervention delivery, which is similar to the results from more intensive interventions on PTSD.^{63,64} Unlike psychotherapy in specialist mental health settings, which often requires additional time to develop a therapeutic relationship between provider and patient,⁶⁵ the intervention may benefit from continuity in the patient's relationship with the general practice team and a trusting therapeutic environment,⁶⁶ which are associated with improved clinical outcomes.⁶⁷

Our analysis of the PDS-5 subscales showed an improvement in the domains intrusion, mood and cognition, and distress, but not avoidance or hyperarousal (table 4). We hypothesise that the intervention's mechanism of action possibly reduced PTSD-related intrusions and thereby improved PTSD-related mood and cognition.⁶⁸ This may have had a positive impact on such secondary outcomes as depression, health related quality of life, and disability. In contrast to psychological interventions with more consultations

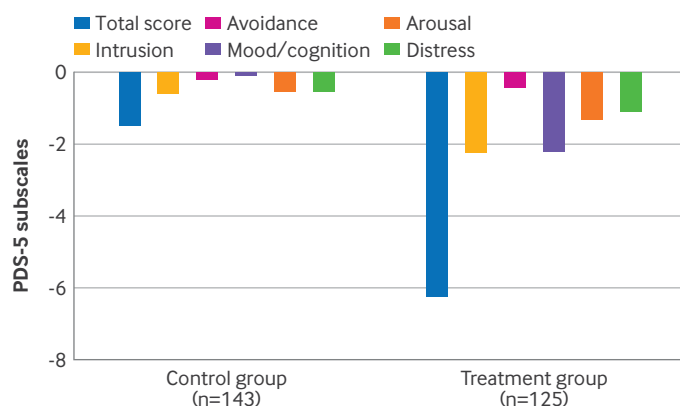


Fig 3 | Mean change between baseline and six months' follow-up for PDS-5 subscales. X axis shows differences in PDS-5 subscale scores. PDS-5=Post-Traumatic Diagnostic Scale 5 for post-traumatic stress disorder, score 0-80

on PTSD,^{63 64} our intervention did not reduce patients' defence mechanisms against traumatic stimuli (avoidance behaviour) and stress-related agitation (hyper-arousal).

Implications for clinicians and policy makers

As patients are frequently delirious and may be unaware of their situation during their stay in the ICU, whether they benefit from psychological interventions in the ICU setting or shortly after is not known.¹⁶ Existing interventions based on ICU diaries or ICU specialist follow-up clinics show heterogeneous results.⁶⁹⁻⁷³ According to the diagnostic criteria, PTSD symptoms must have been present for more than one month.⁵⁹ In most cases, subthreshold PTSD symptoms are present from the time of the traumatic event until the diagnosis of manifest PTSD.⁷⁴ In addition, delayed onset PTSD symptoms that are not detected during an ICU stay have been found in about a quarter of patients after an ICU discharge.⁷⁵ Thus, the timing of the intervention on average at three months after ICU stay may adequately address emerging symptoms and prevent more severe outcomes.

Patients with PTSD show mostly non-specific symptoms such as sleep disturbance, exhaustion, feelings of guilt, or depressive symptoms,⁷⁶ and rarely seek psychological support.⁷⁷ After discharge from the ICU and hospital, general practices provide continuous and reliable service to the patient.⁶⁶ In addition, access to mental health specialist services is often limited.⁷⁸ Our intervention may bridge the burdening time spent on a waiting list for mental health specialists, which is up to 23 weeks in certain UK areas and about 20 weeks in Germany.⁷⁹⁻⁸¹ Thus, participating GPs emphasised the benefits of the intervention for their patients with traumatic experiences. Professional training and follow-up calls were seen as crucial here. Training may become more effective as more patients are treated. In Germany, other primary care interventions have been integrated into usual care after showing cost-effectiveness.⁸²

Study limitations

Several limitations should be considered. PTSD symptom assessments in our study used brief patient reported outcome measures rather than clinical interviews by psychological or psychiatric specialists, and therefore do not provide a definitive confirmation of a PTSD diagnosis. However, this intervention is explicitly not designed primarily to treat psychiatrically confirmed PTSD, but rather to address PTSD symptoms in general practice when access to specialist mental health services is limited.

Additionally, while the fully adjusted treatment effect is robust and closely aligns with the raw change, residual effect modification by PTSD severity cannot be fully ruled out.

Finally, the moderate baseline symptom burden and exclusion of severe cases (PDS-5 >70) limit the generalisability of our findings to individuals with manifest and more severe PTSD.

Unanswered questions and future research

Although these results are focused on survivors of critical illness, the intervention may be supportive to patients with other traumatic experiences, who make up a relevant proportion in general practice.⁸³

Conclusion

This novel brief primary care-based narrative exposure intervention was feasible and reduced PTSD symptoms among survivors of critical illness. The effect did not meet the predefined minimal clinically important difference. Given the prevalence of PTSD symptoms following critical illness, and the long waiting lists for mental health specialist's service, the intervention may be feasible and beneficial for general practice.

AUTHOR AFFILIATIONS

¹Institute of General Practice and Family Medicine, LMU University Hospital, LMU Munich, Munich, Germany

²Institute of General Practice and Family Medicine, Charité University Medicine, Berlin, Germany

³Institute of General Practice, Faculty of Health Sciences Brandenburg, Brandenburg Medical School Theodor Fontane, Brandenburg, Germany

⁴Department of Psychology, University of Konstanz, Konstanz, Germany

⁵Department of Health Economics and Health Services Research, University Medical Center Hamburg-Eppendorf, Hamburg, Germany

⁶Department of Anesthesiology, LMU University Hospital, LMU Munich, Munich, Germany

⁷German Center for Mental Health, Munich/Augsburg, Germany

⁸Department of Internal Medicine, University of Michigan, Ann Arbor, MI 48109-5368, USA

⁹VA Center for Clinical Management Research, Ann Arbor, MI 48109, USA

Funding: This study was funded by the German Research Foundation (DFG Grant: GE 2073/8-1). Our thanks go to the German Center for Mental Health (DZPG), the Bavarian Research Practice Network (BayFoNet) and the Research Practice Network Berlin-Brandenburg-Thuringia (RESPoNsE). The funder had no role in the design and conduct of the study; collection, management, analysis and interpretation of the data; preparation and review or approval of the manuscript, or the decision to submit the manuscript for publication.

Contributors: JG and KFRS share first authorship. JG has full access to all study data and takes responsibility for their integrity and accuracy of the data analysis. JG, KFRS, TE, and MS were involved in the concept and design. DL, RPK, LS, JG, U-DR, TE, MS, AB, CF, JD, KFRS, and CH participated in the acquisition, data analysis, and interpretation of data. JG, LS, RPK, HCP, KFRS, and TE contributed to drafting the manuscript. JG, KFRS, LS, RPK, CF, AB, JD, CH, HCP, U-DR, MS, DL, CB, TD, BZ, and TE were responsible for the critical revision of the manuscript for important intellectual content. RPK, U-DR, and JG handled the statistical analysis. JG, TE, and KFRS obtained funding. JD, DL, and LS provided administrative, technical, and material support. JG, TE, MS, CH, and KFRS supervised the project. JG was the guarantor. The corresponding author attests that all listed authors meet authorship criteria and that no others meeting the criteria have been omitted.

Competing interests: All authors have completed the ICMJE uniform disclosure form at www.icmje.org/disclosure-of-interest/ and declare: all authors had financial support from the German Research Foundation for the submitted work; no financial relationships with any organisations that might have an interest in the submitted work in the previous three years; no other relationships or activities that could appear to have influenced the submitted work.

Ethical approval: The ethics committee of the Medical Faculty of LMU Munich, Germany, approved the study protocol on 20 September 2017 (approval number 17-436) covering all participating sites. All methods were performed in accordance with the Declaration of Helsinki. Written informed consent was obtained from all participating GPs and patients prior data collection.

Data sharing: The analytical dataset, which includes de-identified patient data, and the code used to prepare and analyse the data, is available in the research data repository of the Ludwig-Maximilians-University of Munich "Open Data LMU" and can be accessed at <https://data.ub.uni-muenchen.de/557/>. Access to the dataset is subject to our data use agreement, and further details can be found in the repository documentation. For enquiries about data use, potential collaborations or related projects, interested researchers are encouraged to contact the principal investigator of the study.

Transparency: The lead author (the manuscript's guarantor) affirms that the manuscript is an honest, accurate, and transparent account of the study being reported; that no important aspects of the study have been omitted; and that any discrepancies from the study as planned (and, if relevant, registered) have been explained.

Dissemination to participants and related patient and public communities: Preliminary results of the trial were communicated to participating GPs and their patients through a layman's leaflet. Study issues were disseminated to the general public through the press and radio. Final results will be disseminated widely to reach both academic and non-academic audiences and will be presented at national and international conferences to inform the wider medical community. All published papers from the trial will be hyperlinked to the trial centres' websites, and participating GPs will be encouraged to follow the results there. Meetings with relevant stakeholders will be organised to share and explain our findings.

Provenance and peer review: Not commissioned; externally peer reviewed.

Study monitoring: The study was externally monitored by the University of Erlangen, Germany, in June 2023. The audit covered protocol compliance, informed consent, data consistency and patient safety.

PICTURE study group, in alphabetical order:

Christine Adron 4, Matthias Angstwurm 5, Antje Bergmann 6, Antina Beutel 1, Gerhard Bielmeier 7, Andrea Bischoff 1, Ralph Bogdanski 8, Katja Brenk-Franz 39, Franz Brettnner 9, Christian Brettschneider 10, Josef Briegel 11, Martin Bürkle 12, Johanna Dohmann 1, Thomas Elbert 3, Peter Falkai 13, Thomas Felbinger 14, Richard Fisch 15, Hans Förstl 16, Benjamin Fohr 17, Martin Franz 18, Patrick Friederich 15, Chris-Maria Friemel 1, Jürgen Gallinat 19, Sabine Gehrke-Beck 2, Jochen Gensichen 1, Herwig Gerlach 18, Andreas Güldner 20, Hanna Hardt 21, Irene Heimbeck 1, Christoph Heintze 2, Andreas Heinz 22, Axel Heller 23, Simona Hennig 1, Christian von Heymann 18, Petra Hoppmann 24, Volker Hüge 25, Michael Irlbeck 11, Ulrich Jaschinski 23, Dominik Jarczyk 26, Stefanie Joos 27, Elisabeth Kaiser 3, Melanie Kerinn 26, Frank-Rainer Klefisch 28, Stefan Kluge 24, Roland Koch 27, Thea Koch 20, Hans-Helmut König 10, Robert Philipp Kosilek 1, Michelle Kowalski 2, Peter Lacknermeier 12, Karl-Ludwig Laugwitz 24, Tri Le 2, Yvonne Lemke 26, Achim Lies 18, Klaus Linde 29, Daniela Lindemann 1, Dagmar Lüthmann 21, Stephanie May 20, Ludwig Ney 11, Jan Oltrogge 21, Wulf Pankow 18, Sergi Papiol 30, Maximilian Ragaller 20, Nikolaus Rank 7, Jonas Raub 1, Lorenz Reill 18, Ulf-Dietrich Reips 3, Siegfried Reitberger 1, Hans-Peter Richter 31, Reimer Riessen 32, Grit Ringeis 26, Ann Rüchardt 1, Linda Sanftenberg 1, Maggie Schauer 3, Gustav Schelling 11, Jörg Schelling 1, André Scherag 33, Martin Scherer 21, Konrad FR Schmidt 2, Antonius Schneider 29, Gerhard Schneider 8, Jürgen Schneider 8, Sophie Schneider 1, Julia Schnurr 27, Nora Schröder 1, Tomke Schubert 2, Susanne Schultz 1, Thomas G Schulze 30, Karin Schumacher 1, John Singhammer 37, Peter Spieth 20, Kerstin Theisen 2, Franka Thurm 33, Natalia Unruh 1, Thomas Vogl 35, Karen Voigt 6, Cornelia Wäscher 2, Andreas Walther 17, Dietmar Wassilowsky 11, Regina Wehrstedt 1, Roland Weierstall-Pust 36, Marion Weis 11, Björn Weiss 38, Georg Weiss 12, Harald Well 12, Christian Zöllner 26, Bernhard Zwissler 11

Affiliations:

¹LMU University Hospital, Institute of General Practice and Family Medicine, Nußbaumstraße 5, 80336 Munich, Germany

²Charité – Universitätsmedizin Berlin, Institute of General Practice and Family Medicine, Charitéplatz 1, 10117 Berlin, Germany

³Department of Psychology, University of Konstanz, Universitätsstraße 10 78464 Konstanz, Germany

⁴Institute for Medical Information Processing, Biometry, and Epidemiology (IBE), LMU Munich, Marchioninistraße 15, 81377 Munich, Germany

⁵LMU University Hospital, Medical Clinic IV, Ziemssenstraße 1, 80336 Munich, Germany

⁶Department of General Practice/Clinic of General Medicine – Medical Clinic III, University Hospital Carl Gustav Carus, Technische Universität Dresden, Fetscherstraße 74, 01307 Dresden, Germany

⁷Dritter Orden Clinic, Menzinger Straße 44, 80638 Munich, Germany

⁸Technical University of Munich, School of Medicine, Klinikum rechts der Isar, Department of Anesthesiology and Intensive Care, Ismaninger Straße 22, 81675 Munich, Germany

⁹Brothers of Mercy Hospital Munich, Clinic of Anesthesiology and Intensive Care Medicine, Romanstraße 93, 80639 Munich, Germany

¹⁰Department of Health Economics and Health Services Research, University Medical Center Hamburg-Eppendorf, Martinistraße 52, 20246 Hamburg, Germany

¹¹Department of Anaesthesiology, University Hospital, LMU Munich, Marchioninistraße 15, 81377 Munich, Germany

¹²Isarklinikum Anästhesie, Sonnenstraße 24-26, 80331 Munich, Germany

¹³Clinic for Psychiatry and Psychotherapy, LMU University Hospital, Nußbaumstraße 7, 80336 Munich, Germany

¹⁴Department of Anesthesiology, Critical Care and Pain Medicine, Harlaching Medical Center, The Munich Municipal Hospitals Ltd, Sanatoriumsplatz 2, 81545 Munich, Germany

¹⁵Department of Anesthesiology, Critical Care and Pain Medicine, Bogenhausen Medical Center, The Munich Municipal Hospitals Ltd, Engelschalkinger Straße 77, 81925 Munich, Germany

¹⁶Department of Psychiatry and Psychotherapy, Technical University of Munich, Ismaninger Straße 22, 81675 Munich, Germany

¹⁷Department of Anaesthesiology and Operative Intensive Care, Klinikum Stuttgart, Kriegsbergstraße 60, 70174 Stuttgart, Germany

¹⁸Clinic for Anesthesiology, Operative Intensive Care and Pain Management, Vivantes Klinikum Neukölln, Rudower Straße 49, 12351 Berlin, Germany

¹⁹Department of Psychiatry and Psychotherapy of the University Medical Center Hamburg-Eppendorf, Martinistraße 52, 20246 Hamburg, Germany

²⁰Clinic of Anesthesiology and Intensive Care Medicine, University Hospital Carl Gustav Carus, Technische Universität Dresden, Fetscherstraße 74, 01307 Dresden, Germany

²¹Department of General Practice/Primary Care, University Medical Center Hamburg-Eppendorf, Haus West 37, Martinistraße 52, 20246 Hamburg, Germany

²²Department of Psychiatry and Psychotherapy Campus Charité Mitte, Bonhoefferweg 3, 10117 Berlin, Germany

²³Clinic of Anesthesiology and Intensive Care Medicine, Augsburg University, Stenglinstraße 2, 86156 Augsburg, Germany

²⁴Department of Internal Medicine, Technical University of Munich, Klinikum Rechts der Isar, Ismaninger Straße 22, 81675 Munich, Germany

²⁵Intensive Care Medicine, Schoen Clinic Bad Aibling Harthausen, Schoen Clinic Group, Balanstraße 71a, 81541 Munich, Germany

²⁶Center for Anesthesiology and Intensive Care Medicine, University Medical Center Hamburg-Eppendorf, Martinistraße 52, 20246 Hamburg, Germany

²⁷Institute for General Practice and Interprofessional Health Care, University Clinic Tübingen, Oslanderstraße 5, 72076 Tübingen, Germany

²⁸Intensive Care Unit, Paulinenkrankenhaus gGmbH, Dickensweg 25-39, 14055 Berlin, Germany

²⁹Institute of General Practice, Technical University of Munich, Klinikum rechts der Isar, Orleansstraße 47, 81667 Munich, Germany

³⁰Institute of Psychiatric Phenomics and Genomics, University Hospital, LMU Munich, Marchioninistraße 15, 81377 Munich, Germany

³¹Department of Cardiology, Pneumology and Internal Intensive Care Medicine, Schwabing Medical Center, The Munich Municipal Hospitals Ltd, Kölner Platz 1, 80804 Munich, Germany

³²Department of Internal Intensive Care, University Clinic Tübingen, Oslanderstraße 5, 72076 Tübingen, Germany

³³Institute of Medical Statistics, Computer and Data Sciences, Jena University Hospital, Bachstraße 18, 07743 Jena, Germany

- ³⁴Chair of Lifespan Developmental Neuroscience, University Hospital Carl Gustav Carus, Technische Universität Dresden, Fetscherstraße 74, 01307 Dresden, Germany
 - ³⁵Institute of Diagnostic and Interventional Radiology, University Hospital Frankfurt, Theodor-Stern-Kai 7, 60596 Frankfurt am Main, Germany
 - ³⁶MSH Medical School Hamburg University of Applied Sciences and Medical University, Am Kaiserkai 1, 20457 Hamburg, Germany
 - ³⁷Fresenius University of Applied Sciences, Limburger Straße 2, 65510 Idstein, Germany
 - ³⁸Department of Anesthesiology and Intensive Care Medicine, Charité University Medicine, Charitéplatz 1, 10117 Berlin, Germany
 - ³⁹Institute of Psychosocial Medicine, Psychotherapy and Psychooncology, Jena University Hospital, Stoysstraße 3, 07743 Jena, Germany
- 1 Kim DY, Lee MH, Lee SY, Yang BR, Kim HA. Survival rates following medical intensive care unit admission from 2003 to 2013: An observational study based on a representative population-based sample cohort of Korean patients. *Medicine (Baltimore)* 2019;98:e17090. doi:10.1097/MD.00000000000017090
 - 2 Minton C, Batten L, Best A. The long-term ICU patient: Which definition? *Clin Nurs* 2023;32:2933-40. doi:10.1111/jocn.16078
 - 3 Geense WW, Zegers M, Peters MAA, et al. New Physical, Mental, and Cognitive Problems 1 Year after ICU Admission: A Prospective Multicenter Study. *Am J Respir Crit Care Med* 2021;203:1512-21. doi:10.1164/rccm.202009-3381OC
 - 4 Parker AM, Sricharoenchai T, Raparla S, Schneck KW, Bienvenu OJ, Needham DM. Posttraumatic stress disorder in critical illness survivors: a metaanalysis. *Crit Care Med* 2015;43:1121-9. doi:10.1097/CCM.0000000000000882
 - 5 Pacella ML, Hruska B, Delahanty DL. The physical health consequences of PTSD and PTSD symptoms: a meta-analytic review. *J Anxiety Disord* 2013;27:33-46. doi:10.1016/j.janxdis.2012.08.004
 - 6 Blake JH, van Genderen ME, Schut A, et al. Patients suffering from psychological impairments following critical illness are in need of information. *J Intensive Care* 2020;8:6. doi:10.1186/s40560-019-0422-0
 - 7 Davydow DS, Gifford JM, Desai SV, Needham DM, Bienvenu OJ. Posttraumatic stress disorder in general intensive care unit survivors: a systematic review. *Gen Hosp Psychiatry* 2008;30:421-34. doi:10.1016/j.genhosppsych.2008.05.006
 - 8 Righy C, Rosa RG, da Silva RTA, et al. Prevalence of post-traumatic stress disorder symptoms in adult critical care survivors: a systematic review and meta-analysis. *Crit Care* 2019;23:213.
 - 9 Schnyder U, Ehlers A, Elbert T, et al. Psychotherapies for PTSD: what do they have in common? *Eur J Psychotraumatol* 2015;6:28186.
 - 10 Siehl S, Robjant K, Crombach A. Systematic review and meta-analyses of the long-term efficacy of narrative exposure therapy for adults, children and perpetrators. *Psychother Res* 2021;31:695-710. doi:10.1080/10503307.2020.1847345
 - 11 Hoeft TJ, Stephens KA, Vannoy SD, Unützer J, Kaysen D. Interventions to treat posttraumatic stress disorder in partnership with primary care: A review of feasibility and large randomized controlled studies. *Gen Hosp Psychiatry* 2019;60:65-75. doi:10.1016/j.genhosppsych.2019.05.008
 - 12 Gehringer R, Freytag A, Krause M, et al. Psychological interventions for posttraumatic stress disorder involving primary care physicians: systematic review and Meta-analysis of randomized controlled trials. *BMC Fam Pract* 2020;21:176. doi:10.1186/s12875-020-01244-4
 - 13 Schmidt K, Gensichen J, Gehrke-Beck S, et al. Management of COVID-19 ICU-survivors in primary care: a narrative review. *BMC Fam Pract* 2021;22:160. doi:10.1186/s12875-021-01464-2
 - 14 Schmidt K, Worrack S, Von Korff M, et al, SMOOTH Study Group. Effect of a Primary Care Management Intervention on Mental Health-Related Quality of Life Among Survivors of Sepsis: A Randomized Clinical Trial. *JAMA* 2016;315:2703-11. doi:10.1001/jama.2016.7207
 - 15 Valsø Å, Rustøen T, Småstuen MC, et al. Effect of nurse-led consultations on post-traumatic stress and sense of coherence in discharged ICU patients with clinically relevant post-traumatic stress symptoms-a randomized controlled trial. *Crit Care Med* 2020;48:e1218-25. doi:10.1097/CCM.00000000000004628
 - 16 Wade DM, Mouncey PR, Richards-Belle A, et al, POPPI Trial Investigators. Effect of a Nurse-Led Preventive Psychological Intervention on Symptoms of Posttraumatic Stress Disorder Among Critically Ill Patients: A Randomized Clinical Trial. *JAMA* 2019;321:665-75. doi:10.1001/jama.2019.0073
 - 17 Satiani A, Niedermier J, Satiani B, Svendsen DP. Projected Workforce of Psychiatrists in the United States: A Population Analysis. *Psychiatr Serv* 2018;69:710-3. doi:10.1176/appi.ps.201700344
 - 18 Schauer M, Neuner F, Elbert T. Narrative Exposure Therapy (NET) For Survivors of Traumatic Stress. 3rd ed. 2025 ed. Cambridge, Göttingen: Hogrefe & Huber Publishers; 2025.
 - 19 Gensichen J, Schultz S, Adion C, et al, PICTURE Study Group. Effect of a combined brief narrative exposure therapy with case management versus treatment as usual in primary care for patients with traumatic stress sequelae following intensive care medicine: study protocol for a multicenter randomized controlled trial (PICTURE). *Trials* 2018;19:480. doi:10.1186/s13063-018-2853-7
 - 20 Dijkstra-Kersten SMA, Kok L, Kerckhoffs MC, et al. Neuropsychiatric outcome in subgroups of Intensive Care Unit survivors: implications for after-care. *J Crit Care* 2020;55:171-6. doi:10.1016/j.jcrr.2019.11.006
 - 21 van der Meer CAI, Bakker A, van Zuiden M, Lok A, Olff M. Help in hand after traumatic events: a randomized controlled trial in health care professionals on the efficacy, usability, and user satisfaction of a self-help app to reduce trauma-related symptoms. *Eur J Psychotraumatol* 2020;11:1717155. doi:10.1080/20008198.2020.1717155
 - 22 Sager ZS, Wachen JS, Naik AD, Moye J. Post-Traumatic Stress Disorder Symptoms from Multiple Stressors Predict Chronic Pain in Cancer Survivors. *J Palliat Med* 2020;23:1191-7. doi:10.1089/jpm.2019.0458
 - 23 Spooner MR, Williams JW Jr, Kehle-Forbes S, Nieuwsma JA, Mann-Wrobel MC, Gross R. Does This Patient Have Posttraumatic Stress Disorder?: Rational Clinical Examination Systematic Review. *JAMA* 2015;314:501-10. doi:10.1001/jama.2015.7877
 - 24 Röhr S, Jung FU, Renner A, et al. Recruitment and baseline characteristics of participants in the "sanadak" trial: a self-help app for syrian refugees with post-traumatic stress. *Int J Environ Res Public Health* 2020;17:7578. doi:10.3390/ijerph17207578
 - 25 Bundesärztekammer. ((Muster-)Kursbuch Psychosomatische Grundversorgung auf der Grundlage der (Muster-) Weiterbildungsordnung 2018); Bundesärztekammer; 2024 https://www.bundesaerztekammer.de/fileadmin/user_upload/BAEK/Themen/Aus-Fort-Weiterbildung/Weiterbildung/Kursbuecher/2018/20240822_23_MKB_Psychosomatische_Grundversorgung.pdf
 - 26 Institute for medical information - processing b, and epidemiology IBE. Randomization Service for Clinical Studies:Munich LMU. (uni-muenchen.de); 2018 <https://www.en.ibe.med.uni-muenchen.de/services/studienrandomisierung/index.html>
 - 27 Robjant K, Fazel M. The emerging evidence for Narrative Exposure Therapy: a review. *Clin Psychol Rev* 2010;30:1030-9. doi:10.1016/j.cpr.2010.07.004
 - 28 Raeder R, Clayton NS, Boeckle M. Narrative-based autobiographical memory interventions for PTSD: a meta-analysis of randomized controlled trials. *Front Psychol* 2023;14:1215225. doi:10.3389/fpsyg.2023.1215225
 - 29 Egerod I, Christensen D, Schwartz-Nielsen K, Agård A. Constructing the illness narrative: A grounded theory exploring patients' and relatives' use of intensive care diaries. *Crit Care Med* 2011;39:1922-8. doi:10.1097/CCM.0b013e31821e89c8
 - 30 Löf L, Berggren L, Ahlström G. Severely ill ICU patients recall of factual events and unreal experiences of hospital admission and ICU stay--3 and 12 months after discharge. *Intensive Crit Care Nurs* 2006;22:154-66. doi:10.1016/j.iccn.2005.09.008
 - 31 Tuval-Mashiach R, Freedman S, Bargai N, Boker R, Hadar H, Shalev AY. Coping with trauma: narrative and cognitive perspectives. *Psychiatry* 2004;67:280-93. doi:10.1521/psyc.67.3.280.48977
 - 32 Westerman NK, Cobham VE, McDermott B. Trauma-focused cognitive behavior therapy: Narratives of children and adolescents. *Qual Health Res* 2017;27:226-35. doi:10.1177/1049732315627795
 - 33 O'Kearney R, Perrott K. Trauma narratives in posttraumatic stress disorder: a review. *J Trauma Stress* 2006;19:81-93. doi:10.1002/jts.20099
 - 34 Schäfer I, Gast U, Hofmann A, et al. S3-Leitlinie Posttraumatische Belastungsstörung. Berlin; 2019.
 - 35 Prins A, Bovin MJ, Smolenski DJ, et al. The Primary Care PTSD Screen for DSM-5 (PC-PTSD-5): Development and Evaluation Within a Veteran Primary Care Sample. *J Gen Intern Med* 2016;31:1206-11. doi:10.1007/s11606-016-3703-5
 - 36 Wittmann L, Dimitrijevic A, Ehlers A, et al. Psychometric properties and validity of the German version of the Post-Traumatic Diagnostic Scale for DSM-5 (PDS-5). *Eur J Psychotraumatol* 2021;12:1965339. doi:10.1080/20008198.2021.1965339
 - 37 Kroenke K, Spitzer RL, Williams JB. The PHQ-9: validity of a brief depression severity measure. *J Gen Intern Med* 2001;16:606-13. doi:10.1046/j.1525-1497.2001.016009606.x

- 38 Norman SB, Cissell SH, Means-Christensen AJ, Stein MB. Development and validation of an Overall Anxiety Severity And Impairment Scale (OASIS). *Depress Anxiety* 2006;23:245-9. doi:10.1002/da.20182
- 39 Brenk-Franz K, Hibbard JH, Herrmann WJ, et al. Validation of the German version of the patient activation measure 13 (PAM13-D) in an international multicentre study of primary care patients. *PLoS One* 2013;8:e74786. doi:10.1371/journal.pone.0074786
- 40 Boczor S, Daubmann A, Eisele M, Blozik E, Scherer M. Quality of life assessment in patients with heart failure: validity of the German version of the generic EQ-5D-5L™. *BMC Public Health* 2019;19:1464. doi:10.1186/s12889-019-7623-2
- 41 Kirchberger I, Braitmayer K, Coenen M, Oberhauser C, Meisinger C. Feasibility and psychometric properties of the German 12-item WHO Disability Assessment Schedule (WHODAS 2.0) in a population-based sample of patients with myocardial infarction from the MONICA/KORA myocardial infarction registry. *Popul Health Metr* 2014;12:27. doi:10.1186/s12963-014-0027-8
- 42 Michie S, van Stralen MM, West R. The behaviour change wheel: a new method for characterising and designing behaviour change interventions. *Implement Sci* 2011;6:42. doi:10.1186/1748-5908-6-42
- 43 Ehlers A, Clark DM, Hackmann A, et al. A randomized controlled trial of cognitive therapy, a self-help booklet, and repeated assessments as early interventions for posttraumatic stress disorder. *Arch Gen Psychiatry* 2003;60:1024-32. doi:10.1001/archpsyc.60.10.1024
- 44 Varker T, Kartal D, Watson L, et al. Defining response and nonresponse to posttraumatic stress disorder treatments: A systematic review. *Clin Psychol (New York)* 2020;27:e12355. doi:10.1037/h0101781
- 45 Gehrke-Beck S, Gensichen J, Turner KM, Heintze C, Schmidt KF, SMOOTH Study Group. General practitioners' views and experiences in caring for patients after sepsis: a qualitative interview study. *BMJ Open* 2021;11:e040533. doi:10.1136/bmjopen-2020-040533
- 46 Gehrke-Beck S, Banfer M, Schilling N, Schmidt K, Gensichen J, Heintze C. The specific needs of patients following sepsis: a nested qualitative interview study. *BJGP Open* 2017;1:bjgopen17X100725.
- 47 Beutel A, Sanftenberg L, Friemel CM, et al. PICTURE study group. Patient perspectives on stress after ICU and a short primary care based psychological intervention - results from a qualitative substudy of the PICTURE trial. *BMC Prim Care* 2025;26:12. doi:10.1186/s12875-024-02698-6
- 48 Sanftenberg L, Beutel A, Friemel CM, et al. PICTURE-study team. Barriers and opportunities for implementation of a brief psychological intervention for post-ICU mental distress in the primary care setting - results from a qualitative sub-study of the PICTURE trial. *BMC Prim Care* 2023;24:113. doi:10.1186/s12875-023-02046-0
- 49 Brauns H, Scherer S, Steinmann S. The CASMIN educational classification in international comparative research. Advances in cross-national comparison: A European working book for demographic and socio-economic variables. Boston, MA: Springer US, 2003. 221-244.
- 50 Larsen SE, Wiltsey Stirman S, Smith BN, Resick PA. Symptom exacerbations in trauma-focused treatments: Associations with treatment outcome and non-completion. *Behav Res Ther* 2016;77:68-77. doi:10.1016/j.brat.2015.12.009
- 51 Ulrich L-R, Lemke D, Erler A, Gerlach FM, Dahlhaus A. Arbeitsbelastung niedergelassener Hausärztinnen und Hausärzte. *Z Allgemeinmed* 2020;96:295-302.
- 52 Beutel A, Friemel CM, Sanftenberg L, et al, editors. Feasibility of a short primary care intervention on PTSD symptoms after ICU treatment in general practice - a qualitative analysis of the PICTURE study. [German] 58th German Congress of General Practice and Family Medicine; 2024; Würzburg, Germany: German Medical Science; 2024.
- 53 Brady KT. Posttraumatic stress disorder and comorbidity: recognizing the many faces of PTSD. *J Clin Psychiatry* 1997;58(Suppl 9):12-5.
- 54 Hoppen TH, Lindemann AS, Morina N. Safety of psychological interventions for adult post-traumatic stress disorder: meta-analysis on the incidence and relative risk of deterioration, adverse events and serious adverse events. *Br J Psychiatry* 2022;221:658-667. doi:10.1192/bjp.2022.111
- 55 Le QA, Doctor JN, Zoellner LA, Feeny NC. Effects of treatment, choice, and preference on health-related quality-of-life outcomes in patients with posttraumatic stress disorder (PTSD). *Qual Life Res* 2018;27:1555-62. doi:10.1007/s11136-018-1833-4
- 56 Doherty Z, Kippen R, Bevan D, et al. Long-term outcomes of hospital survivors following an ICU stay: A multi-centre retrospective cohort study. *PLoS One* 2022;17:e0266038. doi:10.1371/journal.pone.0266038
- 57 Varker T, Jones KA, Arjmand H-A, et al. Dropout from guideline-recommended psychological treatments for posttraumatic stress disorder: A systematic review and meta-analysis. *J Affect Disord Rep* 2021;4:100093. doi:10.1016/j.jadr.2021.100093.
- 58 Lewis C, Roberts NP, Gibson S, Bisson JJ. Dropout from psychological therapies for post-traumatic stress disorder (PTSD) in adults: systematic review and meta-analysis. *Eur J Psychotraumatol* 2020;11:1709709. doi:10.1080/2008198.2019.1709709
- 59 Weathers FW, Marx BP, Friedman MJ, Schnurr PP. Posttraumatic stress disorder in DSM-5: New criteria, new measures, and implications for assessment. *Psychol Inj Law* 2014;7:93-107. doi:10.1007/s12207-014-9191-1
- 60 Gwozdziewicz N, Mehl-Madrona L. Meta-analysis of the use of narrative exposure therapy for the effects of trauma among refugee populations. *Perm J* 2013;17:70-6. doi:10.7812/TPP/12-058
- 61 Weber M, Schumacher S, Hannig W, et al. Long-term outcomes of psychological treatment for posttraumatic stress disorder: a systematic review and meta-analysis. *Psychol Med* 2021;51:1420-30. doi:10.1017/S003329172100163X
- 62 Ijaz S, Davies P, Williams CJ, Kessler D, Lewis G, Wiles N. Psychological therapies for treatment-resistant depression in adults. *Cochrane Database Syst Rev* 2018;5:CD010558. doi:10.1002/14651858.CD010558.pub2
- 63 Burback L, Brémault-Phillips S, Nijdam MJ, McFarlane A, Vermetten E. Treatment of posttraumatic stress disorder: a state-of-the-art review. *Curr Neuropharmacol* 2024;22:557-635.
- 64 Morina N, Hoppen TH, Kip A. Study quality and efficacy of psychological interventions for posttraumatic stress disorder: a meta-analysis of randomized controlled trials. *Psychol Med* 2021;51:1260-70. doi:10.1017/S0033291721001641
- 65 Høglend P. Exploration of the patient-therapist relationship in psychotherapy. *Am J Psychiatry* 2014;171:1056-66. doi:10.1176/appi.ajp.2014.14010121
- 66 Starfield B, Shi L, Macinko J. Contribution of primary care to health systems and health. *Milbank Q* 2005;83:457-502. doi:10.1111/j.1468-0009.2005.00409.x
- 67 Sonmez D, Weyer G, Adelman D. Primary Care Continuity, Frequency, and Regularity Associated With Medicare Savings. *JAMA Netw Open* 2023;6:e2329991. doi:10.1001/jamanetworkopen.2023.29991
- 68 Schauer M, Neuner F, Elbert T. *Narrative Exposure Therapy: A Short-Term Treatment for Traumatic Stress Disorders, 2nd revised and expanded edition*. Hogrefe, 2011.
- 69 Wang S, Xin HN, Chung Lim Vico C, et al. Effect of an ICU diary on psychiatric disorders, quality of life, and sleep quality among adult cardiac surgical ICU survivors: a randomized controlled trial. *Crit Care* 2020;24:81. doi:10.1186/s13054-020-2797-7
- 70 Åkerman E, Langius-Eklöf A. The impact of follow-up visits and diaries on patient outcome after discharge from intensive care: A descriptive and explorative study. *Intensive Crit Care Nurs* 2018;49:14-20. doi:10.1016/j.iccn.2018.09.002
- 71 McIlroy PA, King RS, Garrouste-Orgeas M, Tabah A, Ramanan M. The effect of ICU diaries on psychological outcomes and quality of life of survivors of critical illness and their relatives: a systematic review and meta-analysis. *Crit Care Med* 2019;47:273-9. doi:10.1097/CCM.0000000000003547
- 72 Schofield-Robinson OJ, Lewis SR, Smith AF, McPeake J, Alderson P. Follow-up services for improving long-term outcomes in intensive care unit (ICU) survivors. *Cochrane Database Syst Rev* 2018;11:CD012701. doi:10.1002/14651858.CD012701.pub2
- 73 Rosa RG, Ferreira GE, Viola TW, et al. Effects of post-ICU follow-up on subject outcomes: A systematic review and meta-analysis. *J Crit Care* 2019;52:115-25. doi:10.1016/j.jccr.2019.04.014
- 74 Bonde JPE, Jensen JH, Smid GE, et al. Time course of symptoms in posttraumatic stress disorder with delayed expression: A systematic review. *Acta Psychiatr Scand* 2022;145:116-31. doi:10.1111/acps.13372
- 75 Schmidt KFR, Gensichen JS, Schroevers M, et al. Trajectories of post-traumatic stress in sepsis survivors two years after ICU discharge: a secondary analysis of a randomized controlled trial. *Crit Care* 2024;28:35. doi:10.1186/s13054-024-04815-4
- 76 Svenningsen H. Associations between sedation, delirium and post-traumatic stress disorder and their impact on quality of life and memories following discharge from an intensive care unit. *Dan Med J* 2013;60:B4630.
- 77 Gavrilovic JJ, Schützwohl M, Fazel M, Priebe S. Who seeks treatment after a traumatic event and who does not? A review of findings on mental health service utilization. *J Trauma Stress* 2005;18:595-605. doi:10.1002/jts.20068
- 78 Schmidt KFR, Huelle K, Reinhold T, et al. The Smooth Study Group. Healthcare utilization and costs in sepsis survivors in Germany-secondary analysis of a prospective cohort study. *J Clin Med* 2022;11:11. doi:10.3390/jcm11041142

- 79 Puntun G, Dodd AL, McNeill A. 'You're on the waiting list': An interpretive phenomenological analysis of young adults' experiences of waiting lists within mental health services in the UK. *PLoS One* 2022;17:e0265542. doi:10.1371/journal.pone.0265542
- 80 Peipert A, Krendl AC, Lorenzo-Luaces L. Waiting lists for psychotherapy and provider attitudes toward low-intensity treatments as potential interventions: survey study. *JMIR Form Res* 2022;6:e39787. doi:10.2196/39787
- 81 Singer S, Maier L, Paserat A, et al. [Waiting times for psychotherapy before and after the reform of the psychotherapy law in Germany]. *Psychotherapeut* 2022;67:176-84. doi:10.1007/s00278-021-00551-0
- 82 Schubert I, Stelzer D, Siegel A, et al. Ten-year evaluation of the population-based integrated health care system "Gesundes Kinzigtal". *Dtsch Arztebl Int* 2021;118:465-72. doi:10.3238/arztebl.m2021.0163
- 83 Greene T, Neria Y, Gross R. Prevalence, detection and correlates of PTSD in the primary care setting: a systematic review. *J Clin Psychol Med Settings* 2016;23:160-80.

Web appendix: eMethods 1: clinical trial protocol

Web appendix: eMethods 2: statistical analysis plan